

### SERVO MOTOR 115UDB300BAECA115190-SSAA

#### 115UDB300BAECA115190-SSAA

115 PCD EXTENDED FEF, Ø19 x 40mm OUTPUT SHAFT

(motor derated - torque output from motor limited by output shaft diameter)



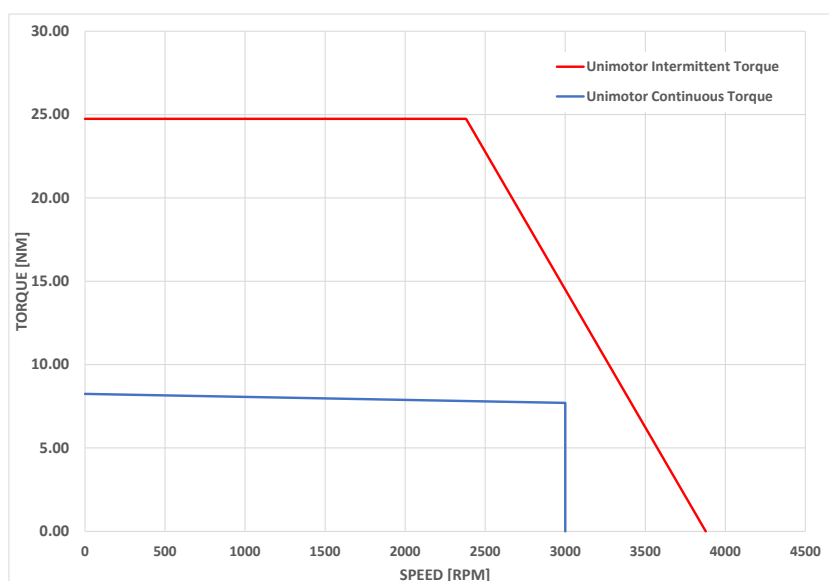
#### Definition

Type	Unimotor HD	
Frame Size (mm)	115	
Voltage	U	400 V
Magnet type	D	High Dynamic
Frame Length	B	
Speed (min <sup>-1</sup> )	30	3000
Brake	O	Unbraked
Connection type	B	Power and Signal 90° rotatable (size 1)
Output shaft	A	With output key
Feedback device code	EC	Inductive Multi-turn SinCos (EQI 1331)
Inertia & thermistor	A	High inertia + PTC thermistor
PCD	115	115 (FF 115 / 95)
Shaft Diameter	190	19j6 x 40.0 (torque output from motor limited by output shaft dia)
Fan Box	-	
Insulation class	F	
UL Motor / UL Stator	UL Stator	

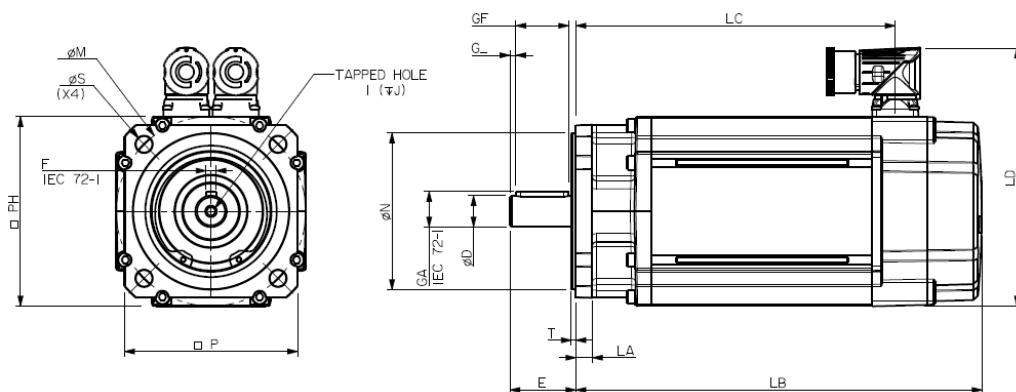
#### Nominal characteristics

Motor Ambient Temperature (°C)	40	Drive Fsw (kHz)	12
Motor Stall Torque (N.m)	8.25	Stall Current (A)	5.2
Rated Torque (N.m)	7.7	Nominal Current (A)	4.81
Motor Peak Torque (N.m)	24.75	Kt (Nm/A)	1.6
Rated Power (kW)	2.4	Ke (V/kmin <sup>-1</sup> )	98.0
Winding Thermal Time Constant (s)	164	R (ph-ph) (Ohm)	1.9
Number of Poles	10	L (ph-ph) (mH)	18.0
Typical Cogging (N.m)	0.15		
Inertia (kg.cm <sup>2</sup> )	4.41	Weight (kg)	6.9
Ingress Protection Level (IP)	IP65		

#### Torque / speed graph



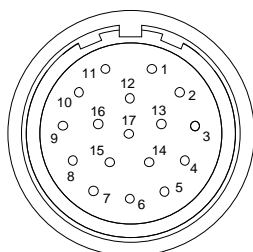
## SERVO MOTOR 115UDB300BAECA115190-SSAA

**Motors ( $^{\circ}$  & *mm*)**

LB	Total length	226.5
LC	Power connector position	186.7
LA	Flange thickness	10.1
T	Register Length	2.8
N	Register Diameter	95.0
LD	Connector overall height	156.5
P	Flange Square	105.0
S	Fixing Hole Diameter	10.0
M	Fixing hole PCD	115.0
PH	Motor Housing Width	115.0
D	Shaft Diameter	19j6
E	Shaft Length	40.0
GA	Key Height	21.5
GF	Key Length	32.0
G	Key to Shaft End	3.6
F	Key Width	6.0
I	Tapped Hole Thread Size	M6 x 1.0
J	Tapped Hole Depth	17.0
	Mounting Bolt	M8

**Motor electrical interface Connectors option:**

**Feedback device code: EC - Inductive Multi-turn SinCos (EQI 1331)**



- |                  |               |
|------------------|---------------|
| 1 - Thermistor - | 10 - Cos +    |
| 2 - Thermistor + | 11 - Data +   |
| 3 - Screen       | 12 - Data -   |
| 4 - -            | 13 - Cos -    |
| 5 - -            | 14 - Sin +    |
| 6 - -            | 15 - Sin -    |
| 7 - -            | 16 - Power    |
| 8 - Clock +      | 17 - 0V       |
| 9 - Clock -      | Body - Screen |

**Connection type: B - Power and Signal 90° rotatable (size 1)**

