

Enquiry N°:

Created by: SB / Approved by: DB

SERVO MOTOR 115UDC300BAECA115240-JSAA

115UDC300BAECA115240-JSAA

HIGH INERTIA MOTOR, 115 PCD MOUNTING HOLES, Ø24 x 50mm OUTPUT SHAFT



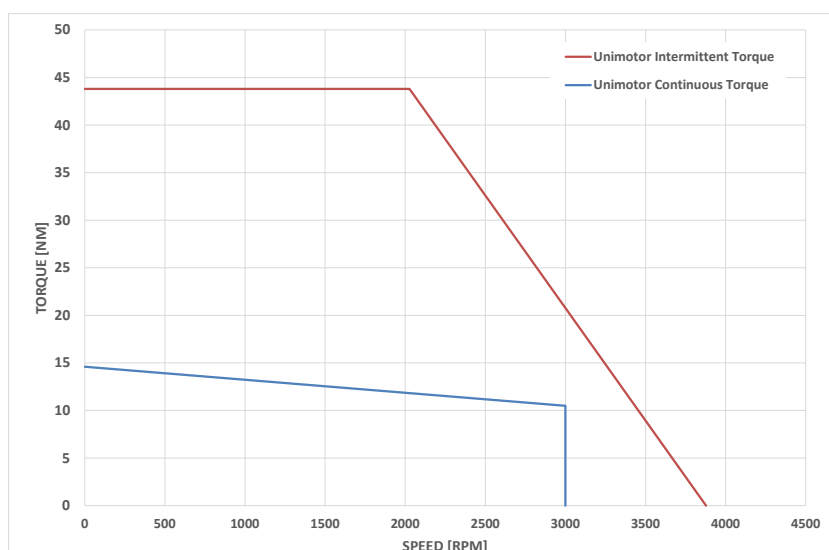
Definition

Type	Unimotor HD	
Frame Size (mm)	115	
Voltage	U	400 V
Magnet type	D	High Dynamic
Frame Length	C	
Speed (min ⁻¹)	30	3000
Brake	0	Unbraked
Connection type	B	Power and Signal 90° rotatable (Size 1)
Output shaft	A	With output key
Feedback device code	EC	Inductive EnDat SinCos Multi-Turn (EQI 1331)
Inertia & thermistor	A-JSAA	High inertia + PTC thermistor
PCD	115	115 (FF 115 / 95)
Shaft Diameter	240	24j6 x 50.0
Fan Box	-	
Insulation class	F	
UL Motor / UL Stator	UL Motor / UL Stator	

Nominal characteristics

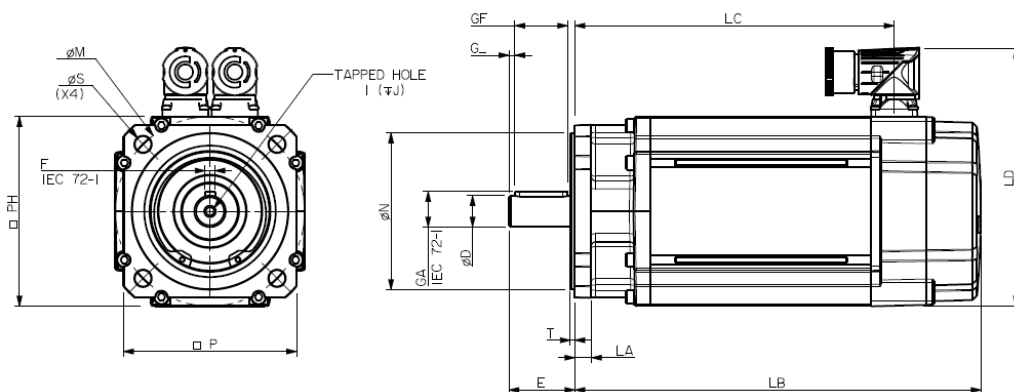
Motor Ambient Temperature (°C)	40	Drive Fsw (kHz)	12
Motor Stall Torque (N.m)	14.6	Stall Current (A)	9
Rated Torque (N.m)	10.5	Nominal Current (A)	6.56
Motor Peak Torque (N.m)	43.8	Kt (Nm/A)	1.6
Rated Power (kW)	3.3	Ke (V/kmin ⁻¹)	98.0
Winding Thermal Time Constant (s)	168	R (ph-ph) (Ohm)	1.2
Number of Poles	10	L (ph-ph) (mH)	12.7
Typical Cogging (N.m)	0.22		
Inertia (kg.cm ²)	13.7	Weight (kg)	10.3
Ingress Protection Level (IP)	IP65		

Torque / speed graph



SERVO MOTOR 115UDC300BAECA115240-JSAA

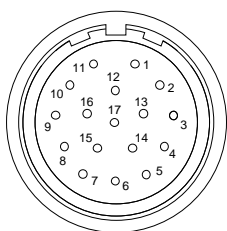
Motors (° & mm)



LB	Total length	286.5
LC	Connector position	246.7
LA	Flange thickness	10.1
T	Register Length	2.8
N	Register Diameter	95.0
LD	Overall height	156.5
P	Flange Square	105.0
S	Fixing Hole Diameter	10.0
M	Fixing hole PCD	115.0
PH	Motor Housing Width	115.0
D	Shaft Diameter	24j6
E	Shaft Length	50.0
GA	Key Height	27.0
GF	Key Length	40.0
G	Key to Shaft End	3.6
F	Key Width	8.0
I	Tapped Hole Thread Size	M8 x 1.25
J	Tapped Hole Depth	20.0
	Mounting Bolt	M8

Motor electrical interface Connectors option:

Feedback device code: EC - Inductive EnDat SinCos Multi-Turn (EQI 1331)



- | | |
|------------------------|---------------|
| 1 - Thermistor - | 10 - COS + |
| 2 - Thermistor + | 11 - DATA + |
| 3 - Screen (if fitted) | 12 - DATA - |
| 4 - | 13 - COS - |
| 5 - | 14 - SIN + |
| 6 - | 15 - SIN - |
| 7 - | 16 - Power |
| 8 - CLOCK + | 17 - 0V |
| 9 - CLOCK - | Body - Screen |

Connection type: B - Power and Signal 90° rotatable (Size 1)

