

INSTALLATION INSTRUCTIONS

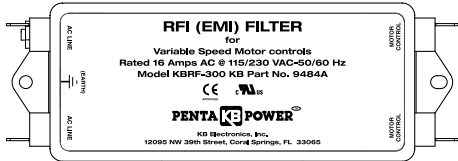
KBRF-300

RFI (EMI) FILTER – KB P/N 9484A

 Approved (EN55011)



See Safety Warning on Page 1



PENTA KB POWERTM

A COMPLETE LINE OF MOTOR DRIVES

© 2002 KB Electronics, Inc.

ii.   **SAFETY WARNING! Please read carefully**

This product should be installed and serviced by a qualified technician, electrician, or electrical maintenance person familiar with its operation and the hazards involved. Proper installation, which includes wiring, mounting in proper enclosure, fusing or other over current protection, and grounding can reduce the chance of electrical shocks, fires, or explosion in this product or products used with this product, such as electric motors, switches, coils, solenoids, and/or relays. Eye protection must be worn and insulated adjustment tools must be used when working with control under power. This product is constructed of materials (plastics, metals, carbon, silicon, etc.) which may be a potential hazard. Proper shielding, grounding and filtering of this product can reduce the emission of radio frequency interference (RFI) which may adversely affect sensitive electronic equipment. If further information is required on this product, contact the Sales Department. It is the responsibility of the equipment manufacturer and individual installer to supply this Safety Warning to the ultimate end user of this product. (SW effective 9/2000).

CE This product complies with all CE directives pertinent at the time of manufacture. Contact the Sales Department for detailed installation and Declaration of Conformity.

I. APPLICATION NOTE

This product is intended to be used with electronic motor speed controls containing the “CE” mark and manufactured by KB Electronics, Inc., Coral Springs, FL 33065 USA. When installed in accordance with the procedures outlined, the motor speed control will comply with “CE” Council Directive 89/336/EEC relating to EMC.

II. RATINGS

16 Amps AC Maximum – 115/230 VAC – 50/60 Hz

Temperature Operating Range 0 – 50 °C

Frequency Range 150 kHz – 30 MHz Per CE Specification EN55011

Earth Leakage 3.2 mA @ 250 VAC/50 Hz

FIGURE 1 – MECHANICAL SPECIFICATIONS – INCHES / [mm]

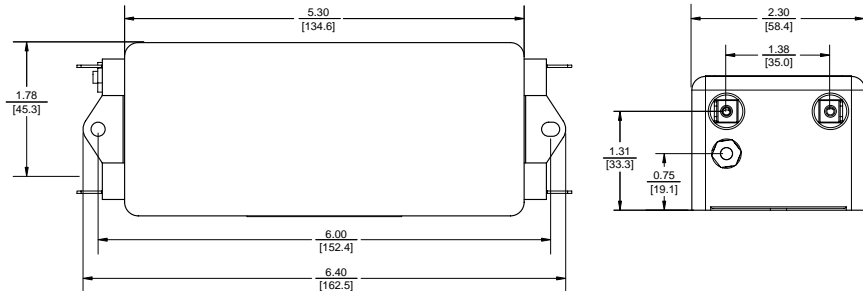
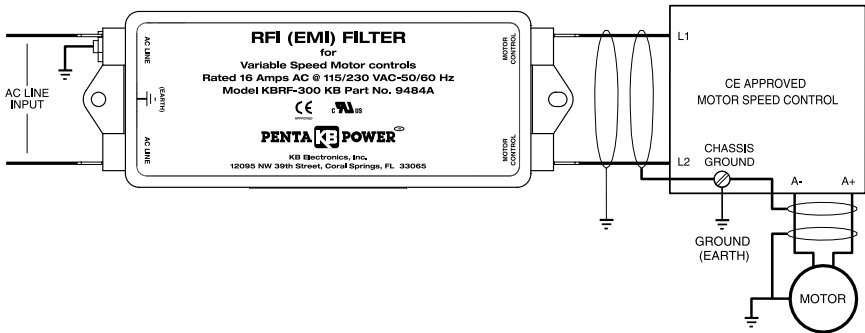


FIGURE 2 – WIRING DIAGRAM



III. MOUNTING

Mount the KBRF-300 on a flat surface using the two (2) mounting tabs. (See figure 1, on page 4.) Be sure unit is not exposed to environmental conditions which will adversely affect its operation such as water, excessive temperature or metal chips.

IV. WIRING (See figure 2 on page 5)

- a) Wire KBRF-300 Filter to control using 1/4" - QD terminals. Wires should be as short as possible and may have to be shielded with the shield grounded (earthed) at both ends.
- b) Wire AC line to filter using 1/4" - QD terminals. Shielded wiring is normally **not** necessary for the AC line. Be sure to connect ground wire to 4 mm ground stud (Earth) on KBRF-300 Filter.

V. RFI/EMI CONSIDERATIONS

- a) It may be necessary to shield the motor speed control or mount it in a metal enclosure to reduce radiated EMI.

- b) It is the responsibility of the system integrator to provide a finished machine that will conform to all RFI/EMI requirements. Installing the control in the way shown above, along with other CE approved guidelines, the control should not emit undesirable levels of RFI/EMI. These instructions do not guarantee that your system will meet all requirements for council Directive 89/336/EEC relating to EMC. A Declaration of Conformity is available upon request.

VI. LIMITED WARRANTY

For a period of 18 months from the date of original purchase, KB Electronics, Inc. will repair or replace, without charge, devices which our examination proves to be defective in material or workmanship. This warranty is valid if the unit has not been tampered with by unauthorized persons, misused, abused, or improperly installed and has been used in accordance with the instructions and/or ratings supplied. The foregoing is in lieu of any other warranty or guarantee, expressed or implied. KB Electronics, Inc. is not responsible for any expense, including installation and removal, inconvenience, or consequential damage, including injury to any person, caused by items of our manufacture or sale. Some states do not allow certain exclusions or limitations found in this warranty and therefore they may not apply to you. In any event, the total liability of KB Electronics, Inc., under any circumstance, shall not exceed the full purchase price of this product. (rev 2/2000)



KB Electronics, Inc.

12095 NW 39th Street, Coral Springs, FL 33065-2516 • (954) 346-4900 • Fax (954) 346-3377

Outside Florida Call TOLL FREE (800) 221-6570 • E-mail – info@kbelectronics.com

www.kbelectronics.com

(A40267) – Rev. C – 3/2002