


FRAME | 545

The Imperial 545 is ideal for elevator modernization projects, new construction, and building owners seeking to upgrade their existing MX20 MRL elevator systems for enhanced reliability and ease of maintenance.

SINGLE WRAP

- 3,000-4,500 lbs. Capacity up to 500fpm – 2:1 roping
- 4,500-5000 lbs. Capacity up to 350fpm – 2:1 roping
- 5,500-8,000 lbs. Capacity up to 250fpm – 4:1 roping



Model 545

- Machine Weight: 1,779 lbs.
- 13,500 lbs. Maximum Sheave Shaft load
- 23.6” Drive Sheave
- Number of Poles: 40
- 6-1/2” or 6-13mm Undercut U Grooves
- Single Wrap
- Dual Independent Brakes

Benefits

- High Efficiency
- Quieter Operation
- Compact Design
- Nearly Maintenance Free
- Reduced Power Consumption
- Smoother Startup
- Improved Electrical Precision at Very Low Speed

Features

- AC Synchronous Permanent Magnet Design
- Totally Enclosed, Self-Cooling Motor – No Fan Needed
- Heavy Duty Components and Construction
- Re-Greaseable Bearings
- Machine, Traction Sheave, Brake and Encoder Provided
- Electronically Activated Double Action Brake Solenoid
- UL/CSA CUS Certified

www.nidecelevatorgroup.com

2575 Greensburg Road
North Canton, OH 44720

Tel: 330.734.3600

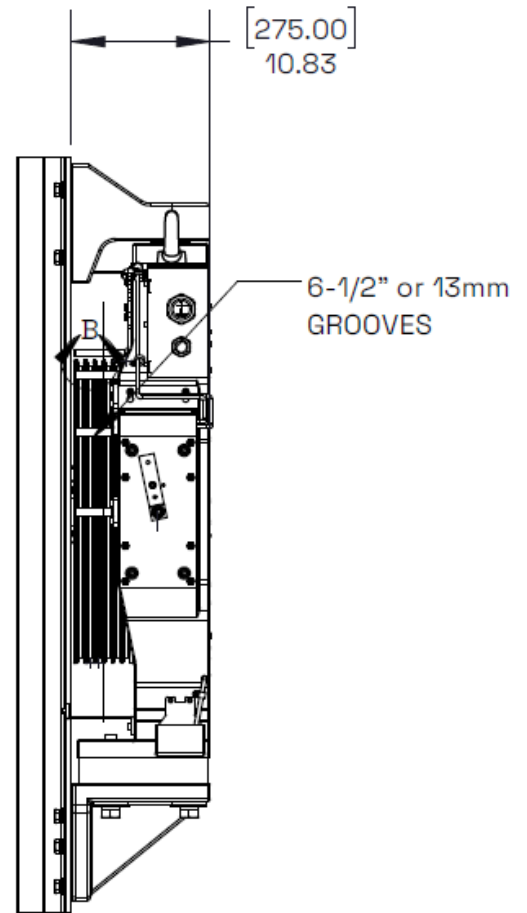
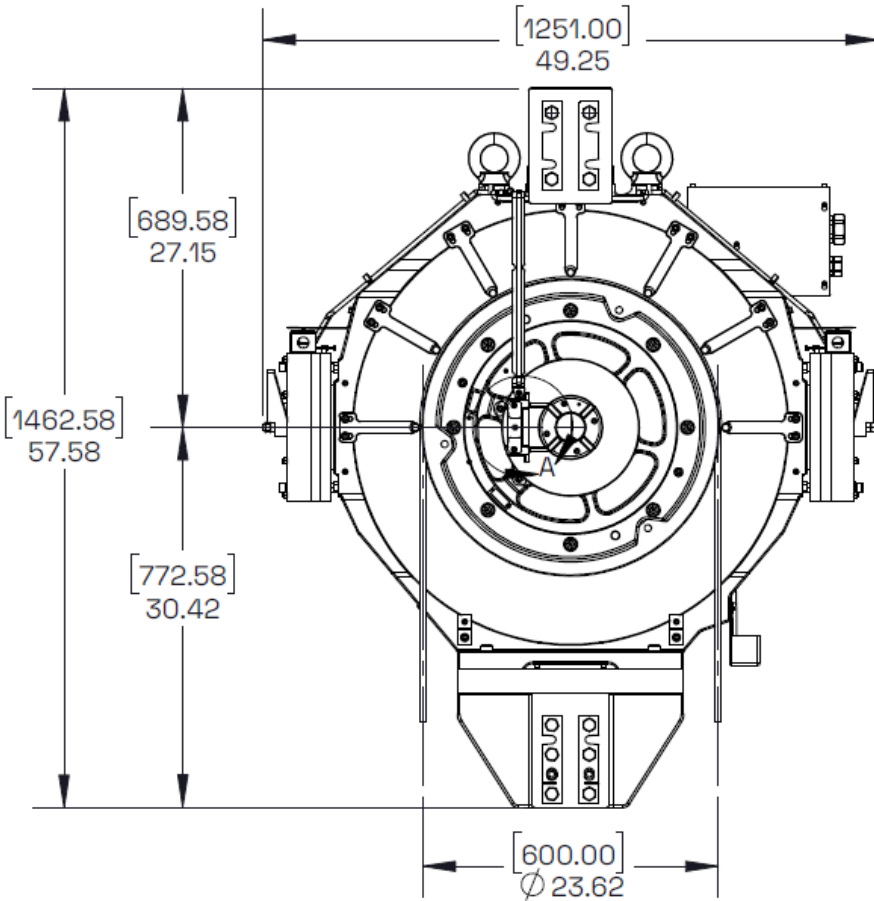
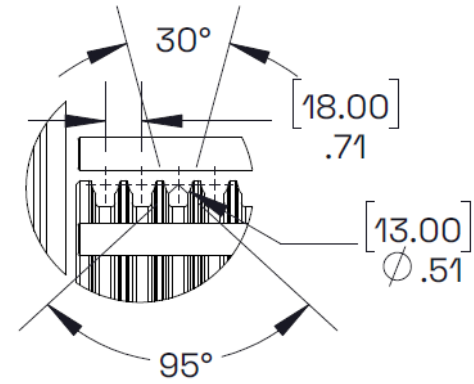
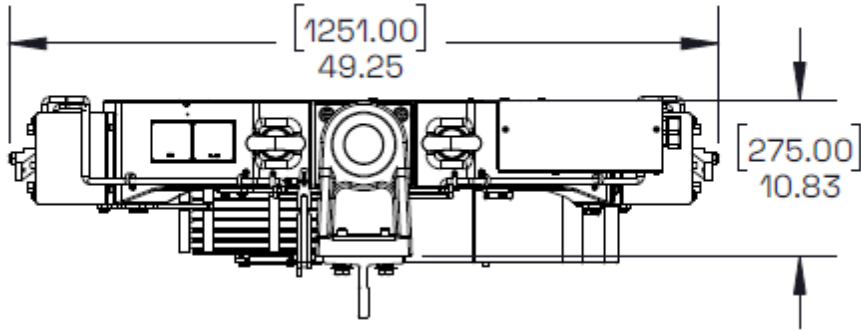
Fax: 330.734.3601

Email: elevatorsales@nidec-ise.com



Imperial Electric®

FRAME | 545



www.nidecelevatorgroup.com
2575 Greensburg Road
North Canton, OH 44720

Tel: 330.734.3600
Fax: 330.734.3601
Email: elevatorsales@nidec-ise.com

 **Imperial Electric**[®]