


Permanent Split Capacitor Condenser Fan 5.6" Diameter, Open Drip-Proof, Air Over

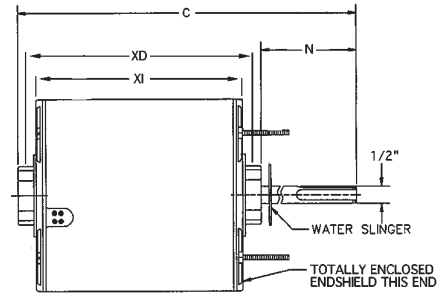


APPLICATIONS:

Designed to meet manufacturer's requirements for condenser cooling fans.

FEATURES:

- High Efficiency ECONOMIZER® Rated (except as noted)
- 60 Hz
- Capacitor Mounting Holes In Frame Band
- Continuous Duty, Air Over
- Water Slinger
- Designed for use with 370V Capacitors
- Automatic Reset Thermal Overload Protector
- Bearings have All Angle Thrust System
- Green Ground Lead
- Reversible Rotation
- Class B Insulation
- Extended Studs are 8-32 UNC Thread unless otherwise noted
- 30" Leads
- Double Flats On Shaft
- Enclosed Endshield At Shaft End
- **Discount Symbol: DS-3HAC**



Stud Mount, Shaft Up or Horizontal, Without Capacitor

HP	RPM/ Spd.	Voltage	Catalog Number	Bearings	Cap. MFD	Amps	Shaft N	Base XD	Shell XI	Total C	Ship Wt.	Notes	OEM	List
1/4	825	230	8666	SAB	5.0	1.9	6.0	5.1	4.6	11.6	14			\$242
	1075	208-230	3851	SAB	5.0	1.7	5.0	4.4	3.8	9.9	14	62		\$104
	1075	208-230	8230	SAB	5.0	1.6	3.3	-	3.8	7.1	10	63, 72, H33, H42		\$126
1/3	825	230	8667	SAB	7.5	2.0	6.0	5.6	5.1	12.1	16	63		\$253
	1075	208-230	6880	SAB	5.0	2.2	5.0	4.9	4.3	9.4	12	62		\$113
1/2	1075	208-230	3852	SAB	7.5	3.1	5.0	5.4	4.8	10.9	15	62		\$121
3/4	1075	208-230	3097	SAB	10.0	4.8	5.0	6.6	6.1	12.1	20			\$148
	1075	230	8665	Ball	12.5	4.4	6.0	5.9	5.3	12.4	23			\$204
1	1080	200	8068	Ball	30.0	5.9	4.5	—	6.1	11.1	25	H9, H33	LE	\$513
	1075	208-230	1888	Ball	15.0	5.2	6.0	6.8	6.3	13.4	25	62		\$358

LE = Lennox TR = Trane

Note 62: Not an Economizer® model
 Note 63: Stud Extensions Out Both Sides of Motor
 Note 72: Includes 4 Holes in Shell for Rheem Mount

Note H9: 5/8" Shaft
 Note H33: No Hub on Lead End
 Note H42: Shaft-end Ventilated, Lead-end Enclosed, Shaft-down Mounting Only

Permanent Split Capacitor Condenser Fan 5.6" Diameter, Open Drip-Proof, Air Over

APPLICATIONS:

For use on condenser cooling fans.

FEATURES:

- High Efficiency Economizer® Rated (except as noted)
- 20" or 30" Leads unless otherwise noted
- Double Flats on Shaft—Economizer® Models
- Capacitor Mounting Holes In Frame Band
- Designed for use with 370V Capacitors
- Automatic Reset Thermal Overload Protector
- Bearings Have All Angle Thrust System
- Enclosed Endshield at Shaft End
- Continuous Duty, Air Over
- Class B Insulation
- Green Ground Lead
- Extended Studs
- 60 Hz
- Reversible Rotation
- Water Slinger
- **Discount Symbol: DS-3HAC**

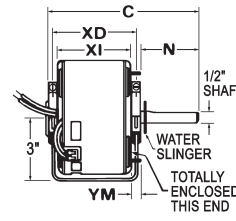



Figure A

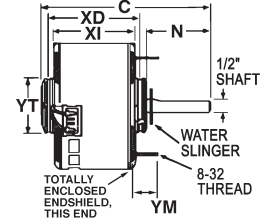


Figure B

Resilient Base, Shaft Up or Horizontal, With Capacitor (Figure A)

HP	RPM/Spds.	Voltage	Catalog Number	Bearings	Cap. MFD	Amps	Shaft N	Base XD	Shell XI	Total C	Stud YM	Ship Wt.	Notes	OEM	List
1/4	1075	230	3846	SAB	5.0	1.9	4.9	5.1	4.6	10.4	1	15	62		\$257
1/3	1625	230	4811	SAB	5.0	1.8	4.9	5.1	4.6	10.7	1	16			\$259
	1625	230	4961	Ball	5.0	1.8	4.9	5.1	4.6	10.7	1	17	62		\$360
	1075	230	3847	SAB	7.5	2.2	4.9	5.5	4.9	10.9	1	16			\$269
	1075	230	4960	Ball	7.5	2.2	4.9	5.4	4.8	10.9	1	16			\$295
1/2	1075	230	3848	SAB	7.5	3.1	5.0	6.5	5.9	12.0	1	19			\$280
	1075	230	7025	Ball	7.5	3.1	4.9	6.4	6.0	11.9	1	18			\$349

Hub Ring Mount (2 1/4"), Shaft Up or Horizontal, Without Capacitor (Figure B)

HP	RPM/Spds.	Voltage	Catalog Number	Bearings	Cap. MFD	Amps	Shaft N	Base XD	Shell XI	Total C	Stud YM	Ship Wt.	Notes	OEM	List
1/4	1625	208-230	1355	Ball	-	1.2	5.8	6.2	5.6	12.0	1	11			\$215
1/3	825	230	5345	Ball	5.0	3.0	6.0	6.9	6.4	12.9	1	19	64		\$267
	825	208-230	7040	Ball	7.5	2.7	6.0	6.4	6.0	12.4	1	18			\$242
1/2	825	230	7041	Ball	12.5	2.8	6.0	6.7	5.8	13.2	1	21			\$358

RH = Rheem

Note 62: Not an Economizer® model
Note 64: Capacitor Supplied Detached