

IEC Motors

The Philippines



MOTOR METRIC EFFICIENT LINE CAST-IRON (MPLC) SINGLE MOUNTING POSITION F3

Nidec

NIDEC MOTOR CORPORATION

Three Phase, IEC Motors IE3 Efficient All Cast-iron, IP55 Severe Duty Footed IM1001 (B3)



MPLC

The Philippines

APPLICATIONS:

For severe duty environments found in the pulp & paper, lumber, aggregates, mining, chemical and other industries.

FEATURES:

- Fully comply with IEC 60034, 60038, 60072 and IE3 efficiency standards
- 40°C ambient, continuous duty
- Altitude 1000 m
- Sealed bearings of same size on both ends Frame 80 to 160
- Regreasable bearings of the same size on both ends Frame 180 to 355
- Grease type Polyrex-EM
- Corrosion resistant mill & chemical duty paint RAL 7024 Grey
- VPI, Class F insulation system, 80K rise at full load on sine wave power
- Stainless steel nameplate and zinc plated hardware
- Shaft seal ring for IP55 protection
- Lifting provisions
- F3 mounting Only
- Frequency 60 HZ
- 220v / 380v / 440v \pm 10% 60 Hz From 0.75 kW and up to 200 kW (Frame 355)
- Suitable for DOL start 380V Up to 200 kW
- Suitable for wye-delta start @ 220v and 440v from 0.75 to 200kW
- Winding connection: 220V 2 Δ / 380v 2Y / 440V Δ / 762v Y
- Winding Protection: Dandong PTC (1 per phase) from 110KW and Up
- 12 Leads connection Y Δ with Conduit box suitable for 6 terminals
- Single Frequency nameplated @ 60Hz only
- SF 1.15 at 60 Hz
- CE mark on nameplate
- Field convertible flange FF & FT kits available

KW	HP	Pole	IEC Frame	Catalog #	Model #	DS-Sym	Weight Kg	List		
				Motors F1 Mounting Position				B3	B5	B14
0.75	1	2	80M1	MPLC075P1R	PLC201	IE3PH	16	209	219	223
		4	80M2	MPLC075P2R	PLC202	IE3PH	19	309	325	331
		6	90S	MPLC075P3R	PLC203	IE3PH	26	361	379	386
1.1	1.5	2	80M2	MPLC1P1R	PLC204	IE3PH	19	233	245	250
		4	90S	MPLC1P2R	PLC205	IE3PH	26	342	359	365
		6	100L1	MPLC1P3R	PLC206	IE3PH	27	507	532	542
1.5	2	2	90S	MPLC32P1R	PLC207	IE3PH	25	296	311	317
		4	90L	MPLC32P2R	PLC208	IE3PH	31	357	374	381
		6	100L	MPLC32P3R	PLC209	IE3PH	30	602	632	644
2.2	3	2	90L	MPLC2P1R	PLC210	IE3PH	30	332	349	356
		4	100L1	MPLC2P2R	PLC211	IE3PH	42	606	637	649
		6	112M	MPLC2P3R	PLC212	IE3PH	37	805	845	861
3	4	2	100L	MPLC3P1R	PLC213	IE3PH	40	480	504	514
		4	100L2	MPLC3P2R	PLC214	IE3PH	46	609	640	652
		6	132S	MPLC3P3R	PLC215	IE3PH	59	882	926	
4	5	2	112M	MPLC4P1R	PLC216	IE3PH	48	536	563	573
		4	112M	MPLC4P2R	PLC217	IE3PH	55	685	720	733
		6	132M1	MPLC4P3R	PLC218	IE3PH	71	906	951	
4.4	6	2	112M1	MPLC4X4P1R	PLC219	IE3PH	53	560	588	
		4	112M1	MPLC4X4P2R	PLC220	IE3PH	59	742	779	
		6	132M	MPLC4X4P3R	PLC221	IE3PH	79	844	886	
5.5	7.5	2	132S1	MPLC5P1R	PLC222	IE3PH	64	788	827	
		4	132S	MPLC5P2R	PLC223	IE3PH	69	1043	1095	
		6	132M2	MPLC5P3R	PLC224	IE3PH	86	1147	1205	
7.5	10	2	132S2	MPLC7P1R	PLC225	IE3PH	70	816	857	
		4	132M	MPLC7P2R	PLC226	IE3PH	83	1057	1110	
		6	160M	MPLC7P3R	PLC227	IE3PH	115	1541	1618	
9.2	12.5	2	132M	MPLC9P1R	PLC228	IE3PH	79	917	963	
		4	132M1	MPLC9P2R	PLC229	IE3PH	89	1157	1215	
		6								
11	15	2	160M1	MPLC11P1R	PLC231	IE3PH	125	1407	1477	
		4	160M	MPLC11P2R	PLC232	IE3PH	124	1525	1601	
		5	160L	MPLC11P3R	PLC233	IE3PH	135	1802	1892	

† All marks shown within this document are properties of their respective owners.

Three Phase, IEC Motors IE3 Efficient All Cast-iron, IP55 Severe Duty Footed IM1001 (B3)




MPLC

The Philippines

KW	HP	Pole	IEC Frame	Catalog #	Model #	DS-Sym	Weight Kg	List		
				Motors F1 Mounting Position				B3	B5	B14
15	20	2	160M2	MPLC15P1R	PLC234	IE3PH	144	1450	1523	
		4	160L	MPLC15P2R	PLC235	IE3PH	144	1666	1749	
		6	180L	MPLC15P3R	PLC236	IE3PH	185	1907	2003	
18.5	25	2	160L	MPLC19P1R	PLC237	IE3PH	155	1535	1612	
		4	180M	MPLC19P2R	PLC238	IE3PH	186	2373	2492	
		6	200L1	MPLC19P3R	PLC239	IE3PH	220	2448	2570	
22	30	2	180M	MPLC22P1R	PLC240	IE3PH	205	1985	2085	
		4	180L	MPLC22P2R	PLC241	IE3PH	223	2531	2658	
		6	200L2	MPLC22P3R	PLC242	IE3PH	247	2592	2722	
30	40	2	200L1	MPLC30P1R	PLC243	IE3PH	241	2334	2451	
		4	200L	MPLC30P2R	PLC244	IE3PH	285	3074	3228	
		6	225M	MPLC30P3R	PLC245	IE3PH	285	3668	3851	
37	50	2	200L2	MPLC37P1R	PLC246	IE3PH	259	2498	2623	
		4	225S	MPLC37P2R	PLC247	IE3PH	300	2396	2516	
		6	250M	MPLC37P3R	PLC248	IE3PH	400	4292	4506	
45	60	2	225M	MPLC45P1R	PLC249	IE3PH	326	3336	3503	
		4	225M	MPLC45P2R	PLC250	IE3PH	349	4051	4254	
		6	280S	MPLC45P3R	PLC251	IE3PH	483	5723	6009	
55	75	2	250M	MPLC55P1R	PLC252	IE3PH	326	3980	4179	
		4	250M	MPLC55P2R	PLC253	IE3PH	356	5241	5503	
		6	280M	MPLC55P3R	PLC254	IE3PH	450	5937	6234	
75	100	2	280S	MPLC75P1R	PLC255	IE3PH	420	5828	6119	
		4	280S	MPLC75P2R	PLC256	IE3PH	490	7914	8310	
		6	315S	MPLC75P3R	PLC257	IE3PH	610	9260	9723	
90	125	2	280M	MPLC90P1R	PLC258	IE3PH	590	6680	7014	
		4	280M	MPLC90P2R	PLC259	IE3PH	664	7746	8133	
		6	315M	MPLC90P3R	PLC260	IE3PH	910	9854	10347	
110	150	2	315S	MPLC110P1R	PLC261	IE3PH	860	9584	10063	
		4	315S	MPLC110P2R	PLC262	IE3PH	875	11068	11622	
		6	315L1	MPLC110P3R	PLC263	IE3PH	1000	11906	12502	
132	175	2	315M	MPLC132P1R	PLC264	IE3PH	890	9830	10321	
		4	315M	MPLC132P2R	PLC265	IE3PH	980	12796	13436	
		6	315L2	MPLC132P3R	PLC266	IE3PH	1120	12401	13021	
160	200	2	315L1	MPLC160P1R	PLC267	IE3PH	980	10867	11411	
		4	315L1	MPLC160P2R	PLC268	IE3PH	1070	12660	13293	
		6	355M1	MPLC160P3R	PLC269	IE3PH	1590	19049		
185	250	2	315L	MPLC185P1R	PLC270	IE3PH	1040	11249	11812	
		4	315L	MPLC185P2R	PLC271	IE3PH	1120	13226	13888	
		6	355M2	MPLC185P3R	PLC272	IE3PH	1655	19134		
200	270	2	315L2	MPLC200P1R	PLC273	IE3PH	1100	12035	12637	
		4	315L2	MPLC200P2R	PLC274	IE3PH	1160	14918	15664	
		6	355M3	MPLC200P3R	PLC275	IE3PH	1720	20627		
250	340	2	355M2	MPLC250P1R	PLC276	IE3PH	1765	20199		
		4	355M2	MPLC250P2R	PLC277	IE3PH	1675	20949		
		6	355L3	MPLC250P3R	PLC278	IE3PH	1810	22830		
315	430	2	355L2	MPLC315P1R	PLC279	IE3PH	1890	21527		
		4	355L2	MPLC315P2R	PLC280	IE3PH	1845	23391		
		6								

† All marks shown within this document are properties of their respective owners.





Kit FF Flange


IEC Symbol	Motor Frame	For Cast-iron MPLC			For Aluminum MELA	
		Nidec Catalog #	Comment	List	Nidec Catalog #	List
FF165	80	FF165ELC80	2-4-6 Poles	79	FF165ELA80	43
	90	FF165ELC90	2-4-6 Poles	89	FF165ELA90	45
FF215	100	FF215ELC100	2-4-6 Poles	138	FF215ELA100	70
	112	FF215ELC112	2-4-6 Poles	162	FF215ELA112	75
FF265	132	FF265ELC132	2-4-6 Poles	238	FF265ELA132	110
FF300	160	FF300ELC160	2-4-6 Poles	365		
	180	FF300ELC180	2-4-6 Poles			
FF350	200	FF350ELC200	2-4-6 Poles	522		
FF400	225	FF400ELC225-2	2 Poles Only	634		
		FF400ELC225	4 & 6 Poles			
FF500	250	FF500ELC250-2	2 Poles Only	896		
		FF500ELC250	4 & 6 Poles			
	280	FF500ELC280-2	2 Poles Only	1054		
		FF500ELC280	4 & 6 Poles			
FF600	315	FF600ELC315	2 Poles Only	1497		
		FF600ELC315	4 & 6 Poles			

Kit FT Flange

IEC Symbol	Motor Frame	For Cast-iron MPLC			For Aluminum MELA	
		Nidec Catalog #	L.A Model #	List	Nidec Catalog #	List
FT100	80	FT100ELC80	80 B14	84	FT100ELA80	45
FT115	90	FT115ELC90	90 B14	94	FT115ELA90	50
FT130	100	FT130ELC100	100 B14	147	FT130ELA100	80
FT130	112	FT130ELC112	112 B14	172	FT130ELA112	90
FT215	132	FT215ELC132	132 B14		FF265ELA132	130

† All marks shown within this document are properties of their respective owners.






Plastic Fan

Motor Type	Motor Frame	Poles	List	Nidec Catalog #	List
MELA, MPLC	80	All	5	FAN80EL	5
MELA, MPLC	90	2 only	5	FAN80-2EL	5
MELA, MPLC	90	4 & 6	5	FAN80EL	5
MELA, MPLC	100	All	10	FAN100EL	10
MELA, MPLC	112	2 only	15	FAN112-2EL	15
MELA, MPLC	112	4 & 6 & 8	15	FAN112EL	15
MELA, MPLC	132	2 only	20	FAN132-2EL	20
MELA, MPLC	132	4 & 6 & 8	20	FAN132EL	20
MELA, MPLC	160	2 only	25	FAN160-2EL	25
MELA, MPLC	160	4 & 6 & 8	30	FAN160EL	30
MPLC	180	2 & 4	35	FAN180-2-4ELC	35
MPLC	180	6 & 8	40	FAN180-6-8ELC	40
MPLC	200	2 only	45	FAN200-2ELC	45
MPLC	200	4 & 6 & 8	50	FAN200ELC	50
MPLC	225	2 only	60	FAN225-2ELC	60
MPLC	225	4 & 6 & 8	75	FAN225ELC	75
MPLC	250	2 only	80	FAN250-2ELC	80
MPLC	250	4 & 6 & 8	100	FAN250ELC	100
MPLC	280	2 only	110	FAN280-2ELC	110
MPLC	280	4 & 6 & 8	150	FAN280ELC	150
MPLC	315 & 355	2 only *	300	FAN300-2ELC	300
MPLC	315 & 355	4 only *	300	FAN300-4ELC	300
MPLC	315 & 355	6 & 8 *	300	FAN300-6-8ELC	300

* Aluminum





Fan Cover

Motor Type	Motor Frame	Horizontal Mount		Vertical Mount	
		Nidec Catalog #	List	Nidec Catalog #	List
MELA, MPLC	80	FCG80EL	13	FCV80EL	25
MELA	90	FCG90ELA	17	FCV90ELA	35
MPLC	90	FCG90ELC	17	FCV90ELC	35
MELA, MPLC	100	FCG100EL	20	FCV100EL	40
MELA	112	FCG112ELA	22	FCV112EL	45
MPLC	112	FCG112ELC	22	FCV112ELC	45
MELA, MPLC	132	FCG132EL	32	FCV132EL	65
MELA, MPLC	160	FCG160EL	55	FCV160EL	110
MPLC	180	FCG180ELC	80	FCV180ELC	160
MPLC	200	FCG200ELC	110	FCV200ELC	220
MPLC	225	FCG225ELC	140	FCV225ELC	280
MPLC	250	FCG250ELC	170	FCV250ELC	340
MPLC	280	FCG280ELC	200	FCV280ELC	400
MPLC	315	FCG315ELC	300	FCV315ELC	600
MPLC	355	FCG355ELC	560	FCV355ELC	1100

Conduit Box and Terminal Board

Motor Type	Motor Frame	Conduit Box				Terminal Board	
		MPLC Cast-iron Frame		MELA Aluminum Frame		MPLC & MELA	
		Nidec Catalog #	List	Nidec Catalog #	List	Nidec Catalog #	List
	80	CB80ELC	20	CB80ELA	30	TB80EL	15
	90	CB90ELC	30	CB90ELA	40	TB90EL	18
	100	CB100ELC	30	CB100ELA	40	TB100EL	18
	112	CB112ELC	40	CB112ELA	60	TB112EL	20
	132	CB132ELC	40	CB132ELA	60	TB132EL	20
	160	CB160ELC	60	CB160ELZ	180	TB160EL	40
	180	CB180ELC	60			TB180ELC	40
	200	CB200ELC	90			TB200ELC	90
	225	CB225ELC	90			TB225ELC	90
	250	CB250ELC	120			TB250ELC	150
	280	CB280ELC	120			TB280ELC	150
	315	CB315ELC	300			TB315ELC	700
	355	CB355ELC	300			TB355ELC	1300

† All marks shown within this document are properties of their respective owners.



Member of the following:



Nidec Motor Corporation, © 2015; All Rights Reserved.
U.S. MOTORS® is a registered trademark of Nidec Motor Corporation.
Nidec Motor Corporation trademarks followed by the ® symbol are registered with the U.S. Patent and Trademark Office.

IEC Nidec 12/15

Nidec
NIDEC MOTOR CORPORATION

8050 W. Florissant Avenue | St. Louis, MO 63136
Phone: 888-637-7333 | Fax: 314-553-2087
www.nidec-motor.com | www.usmotors.com