


## Permanent Split Capacitor Double Shaft Fan & Blower 5.6" Diameter, Two & Three Speed



### APPLICATIONS:

Design to meet manufacturer's requirements for blowers utilizing a double-shaft motor.

### FEATURES:

- Open Drip Proof, Air Over, Except Where Noted
- Automatic Reset Thermal Overload Protector
- CCW Rotation Lead End
- Bearings Have All Angle Thrust System
- Continuous Duty, Air Over
- Green Ground Lead
- Connection and Capacitor Information Furnished on Nameplate
- Designed for Use with 370V Capacitors
- Hub Rings are 2 1/4" Diameter, Furnished Detached, with Extra Metal Outer Rings for Adapting to 2 1/2" Diameter
- Mounting Holes in Shell for Mounting Capacitor
- When Supplied, Capacitor and Mounting Hardware are Supplied Detached
- 20" Leads
- Class B Insulation
- **Discount Symbol: DS-3HAC**

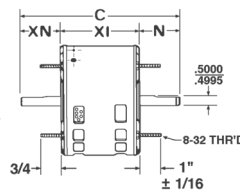


Figure A

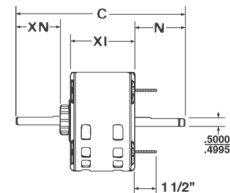


Figure B

### Stud Mount, Without Capacitor and Mounting Kit, Three Speed, Economizer® High Efficiency (Fig. A)

HP	RPM/ Spds.	Voltage	Catalog Number	Bearings	Cap MFD	Amps	Shaft N	Shaft XN	Shell XI	Total C	Ship Wt.	Notes	OEM	List
1/4	1625/3	230	8725	SAB	6.0	1.6	7.0	7.0	4.1	18.1	19			\$262
1/8	1075/3	115	1186	SAB	5.0	2.1	6.0	6.0	3.8	15.8	12	H45		\$259
	1075/3	208-230	1187	SAB	5.0	0.9	6.0	6.0	3.8	15.8	11	H45		\$263
1/3	1625/3	230	8726	SAB	7.5	1.9	7.0	7.0	4.3	18.3	16			\$271

### Resilient Mounting With Capacitor and Mounting Kit, Two Speed (Fig. B)

HP	RPM/ Spds.	Voltage	Catalog Number	Bearings	Cap. MFD	Amps	Shaft N	Shaft XN	Shell XI	Total C	Wt.	Notes	OEM	List
1/4	1075/2	115	1244	SAB	5.0	4.4	7.0	7.0	4.9	19.4	18	RB		\$200
	1625/2	115	1242	SAB	3.0	3.6	7.0	7.0	4.4	18.9	19	RB		\$212
	1625/2	230	1243	SAB	3.0	1.8	7.0	7.0	4.4	18.9	13	RB		\$218

### Hub or Stud Mount (Except Where Noted), With Capacitor and Mounting Kit, 3 or 4 Speed (Fig. B)

HP	RPM/ Spds.	Voltage	Catalog Number	Bearings	Cap. MFD	Amps	Shaft N	Shaft XN	Shell XI	Total C	Wt.	Notes	OEM	List
1/6	1075/3	115	1240	SAB	5.0	2.9	7.0	7.0	4.1	18.7	18	RB		\$187
1/5	1075/3	230	1152	SAB	5.0	1.4	5.1	4.5	3.8	13.4	13		GB	\$148
1/4	1625/4	208-230	1381	SAB	5.0	1.2	9.5	9.5	4.3	23.5	12	RB		\$293
1/3	1625/3	230	1887	SAB	5.0	2.2	8.0	8.0	4.3	20.8	15			\$271
	1075/3	230	1213	SAB	5.0	2.5	8.0	8.0	4.3	20.8	17			\$201
	1075/3	230	5108	SAB	5.0	2.3	4.2	4.6	4.3	14.2	16		WP	\$206
	1075/3	230	1247	SAB	5.0	2.5	9.17	9.17	5.125	24.0	18	RB		\$224
1/2	1075/3	230	1824	SAB	5.0	4.5	9.0	9.0	5.4	24.0	19			\$235
3/4	1075/3	208-230	1894	SAB	7.5	5.0	7.3	7.8	5.6	20.6	17.9			\$241

### Hub or Stud Mount, Without Capacitor and Mounting Kit\*, Three Speed (Fig. B)

HP	RPM/ Spds.	Voltage	Catalog Number	Bearings	Cap MFD	Amps	Shaft N	Shaft XN	Shell XI	Total C	Ship Wt.	Notes	OEM	List
1/6	1075/3	115	NAL1016	SAB	5.0	2.8	8.5	9.1	3.8	22.0	10			\$191
1/4	1625/3	115	NAL1024	Ball	5.0	4.1	8.5	8.7	4.3	22.0	13			\$251
1/4	1075/3	230	3134	SAB	5.0	2.0	8.0	8.0	4.6	20.1	12			\$189
1/3	1075/3	230	3135	SAB	5.0	2.5	8.0	8.0	4.6	21.1	14			\$145
1/2	1075/3	230	3136	SAB	5.0	4.5	8.0	8.0	5.4	22.0	18			\$158
1/2	1075/3	115	NAL1056	BALL	10.0	7.3	8.1	8.0	5.3	22.0	16			\$267
1/2	1075/3	208-230	NA1056	BALL	7.5	3.4	8.1	8.5	5.3	22.0	16			\$229
3/4	1075/3	208-230	NA1076	SAB	7.5	4.8	8.3	7.8	5.3	22.0	17			\$330

GB = Gibson    WP = Whirlpool    \*To Make Resilient Mount, Order Kit Numbers 27 and 4. See Page 182.

Note H45: Totally Enclosed, Air Over

Note RB: Resilient Mounting