

USWK Digital AC Drive with CSP* for 3-Phase AC Induction Motors



(Factory Programmable for PMAC Motors)
NEMA 1/IP 20 Enclosure

- Horsepower 1/8 to 1/2 HP**
- One Model for 115 and 230 VAC-1ph Input - 50/60 Hz
- Output 230 VAC-3ph
- 200% starting torque
- Ultra bright digital display with LED status indicators
- Front panel power On/Off switch



Benefits

GFCI Compatible

- Contains proprietary software which prevents GFCI circuit breakers and outlets from tripping***

Saves Time

- Easy to install and simple to operate
- Does not require commissioning
- With CSP* you are up and running in less than 10 minutes.

Motors Last Longer

- Proprietary current limit software: Provides overload protection, prevents motor burnout and eliminates nuisance tripping. UL approved as electronic overload protector for motors.

Energy Saving

- Uses only the power the application requires.

Additional Features

Sensorless Flux Vector Control

Flux Vector Compensation with Static Auto-Tune provides excellent speed regulation with high torque loads throughout the entire speed range. Auto energy saving at light loads. Smooth motor torque.

Electronic Inrush Current Limit (EICL™) Protection

Eliminates harmful inrush AC line current during power up.

Jog

Provides a fixed preset speed.

Built-in Potentiometer

Sets motor speed in lieu of keypad.

Ride-Through

Provides smooth recovery to the previous set speed during a momentary power loss.

Holding Torque at Zero Speed

Resists motor shaft rotation when the drive is in "Stop" mode.

Regeneration Protection

Eliminates tripping due to high bus voltage caused by rapid deceleration of high inertial loads.

- Replacing constant speed with variable speed will significantly reduce energy costs.

Customization for OEM's

- When an off the shelf drive does not meet your needs, we will work with you to provide a custom drive solution, ready to use, out-of-the-box.
- Customization includes: Pre-calibrating or programming of a stock control, adding a custom label or branding, custom software, PLC functions or designing a new control.

*CSP = Common Sense Programming. Parameters are organized into easy-to-understand intuitive groups.

**Lower horsepower models available (USWK-21D, 2P3D, 2P6D).

***Use program function F0.04 to set the drive for GFCI operation (may increase audible motor noise)

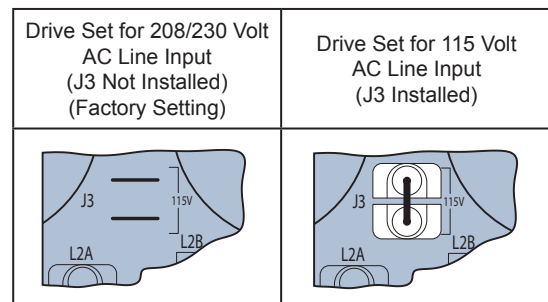
Undervoltage and Overvoltage Protection

Shuts down the drive if the AC line input voltage goes above or below the operating range.

Short Circuit Protection

Shuts down the drive if a short circuit occurs at the motor (phase-to-phase).

Drive Input Storage Settings



Applications

- Actuators • Air Cleaners • Amusement Rides
- Ball Pitching Machines • Blowers • Boat Lifts
- Bowling Alley Lane Cleaners • CNC • Conveyors
- Door and Gate Openers • Drilling • Duct Cleaners
- Dumbwaiters • Elevators and Hoists
- Exercise Equipment • Fabric Processing • Fans
- Feeders • Film Processing • Floor Cleaning
- Food Processing • Garment Cutting
- Grinding and Polishing • Hoppers • Horse Walkers
- HVAC • Indexers • Irrigation • Laminating
- Lift Station Pumps • Machine Tools

- Medical • Milling • Mixers • Oven Conveyors
- Packaging • Paint Blenders, Shakers, and Sprayers
- Paper Handling • Portable Equipment Used with GFCIs
- Pottery Wheels • Printing
- Pumps • Range Hoods • Sandblasting • Saws
- Sewing • Stretch Wrap • Textile • Treadmills
- Therapeutic Vibrators • Washing Machines
- Wave Soldering • Web Processing • Wheelchair Lifts
- Whole House Vacuums and Attic Fans
- Wire Feeders • Wood and Metal Lathes and Cutters
- Winders and Unwinders

Ratings

115/230 VAC 1-Phase Input • 230 VAC 3-Phase Output

Catalog No.	Enclosure	Model No.	Ratings		Net Weight	
			HP (kW)	Amps	Lbs.	kg
USWK23D	NEMA 1/IP 20	U8860	1/2 (0.37)	2.4 ¹	1.72	0.78

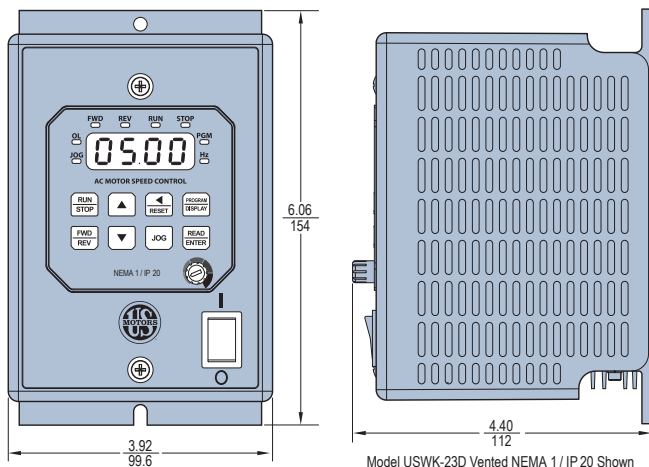
Note: 1) Rated 2.2 Amps on 115 VAC input.

Specifications

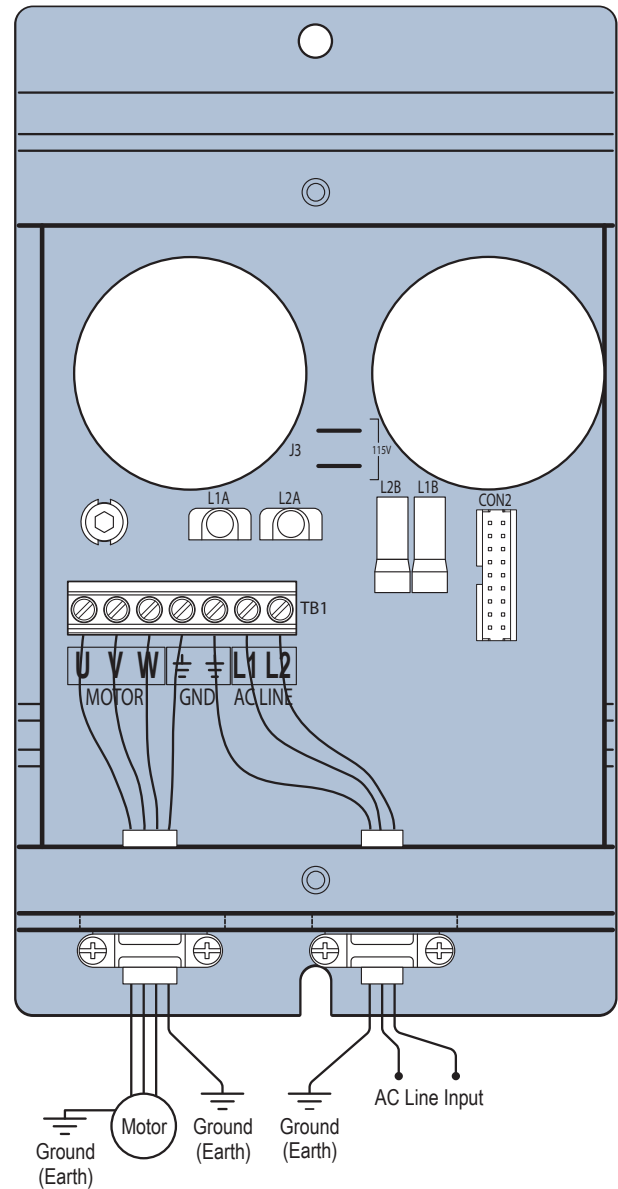
Maximum Load (% of Current Overload for 2 Minutes)	150
Switching Frequency (kHz)	8, 12, 16
Output Frequency Resolution (Hz)	0.06
Minimum Output Frequency to Motor (Hz)	1
Acceleration Time (Seconds)	0.1 – 180
Deceleration Time (Seconds)	0.3 – 180
Speed Range (Ratio)	60:1
Speed Regulation (30:1 Speed Range, 0 – Full Load) (% Base Speed)	2.5
Stalled Motor Trip Time (Seconds)	6
Braking	Regenerative*
Operating Temperature Range (°C / °F)	0 – 40 / 32 – 104
Storage Temperature (°C / °F)	-25 – +85 / -13 – +185

*DC Injection Braking - Programmable via keypad.

Dimensions – (Inches/mm)



Control Layout



† All marks shown within this document are properties of their respective owners.

Nidec Motor Corporation, 2016; All Rights Reserved. U.S. MOTORS® is a registered trademark of Nidec Motor Corporation. Nidec Motor Corporation trademarks followed by the ® symbol are registered with the U.S. Patent and Trademark Office.

Nidec
NIDEC MOTOR CORPORATION

8050 W. Florissant Avenue | St. Louis, MO 63136
Phone: 855-487-6686 | Fax: 800-899-2887