





Gas & Steam Turbine Generators



Up to 50 MW

Nidec
All for dreams

KATO ENGINEERING™



Rugged, Reliable Generators up to 50 MW

Kato Engineering designs and manufactures a complete range of gas & steam turbine synchronous alternators for applications requiring up to 50 MW output. With extensive knowledge of the power requirements for oil and gas, industrial utility, and combined high horsepower applications, Kato is built on a history of global experience supplying prime and emergency power solutions. We have worked hard to build a strong reputation with engineering consultants and end users alike.

Our full range of gas and steam turbine alternators are capable of generating up to 50 MW of electrical power to serve as the prime power source for off-grid locations from offshore drilling platforms and ships to onshore locations desiring independent power or the capability to sell power to the grid.

We know your application is unique, and so are the solutions we supply. Our engineers work with you to design the highest-performing alternator for the rigors and demands of gas and steam turbine applications in harsh environments.

KATO DIFFERENTIATORS

- Kato Engineering turbine designs emphasize high efficiency, lower operating costs, and reduced downtime
- High grade magnetic steel is used to minimize core losses due to hysteresis and eddy currents
- Stiff construction, sleeve bearings and a circulating oil system minimize vibration and boost turbine generator reliability
- Mica turn-taped magnet wire provides more than 50 percent better instantaneous surge capacity over glass-covered magnet wire to prevent shorted or grounded windings
- Our vacuum-pressure impregnated (VPI) epoxy system protects against premature winding failure in harsh environments

COOLING AND ENCLOSURE OPTIONS

Kato Engineering provides a full range of turbine alternator enclosure options to meet your custom applications from open machines (IP20) to totally enclosed units (IP56).


Cooling options include:

Totally Enclosed Air-to-Air Cooled (up to IP56) – Totally enclosed air-to-air heat exchanger cooled (TEAAC, CACA) units are equipped with one or two internal fans to direct the enclosed air up and through stainless steel tubes mounted on top of the generator. Air from a second external fan is directed through an outer enclosure to cool the tubes and air is then exhausted on the opposite side of the generator.

Totally Enclosed Water-to-Air Cooled (up to IP56) – Totally enclosed water-to-air heat exchanger cooled (TEWAC, CACW) units are equipped with one or two internal fans. Air is forced up and through an air-to-water radiator within the generator enclosure where the heat created from the generator is extracted by cool water from the radiator coils.



*Kato Engineering
TEWAC Generator*



Generator Design and Test Features

With more than 50 years of design and testing standards experience, our knowledgeable turbine alternator engineering group will work with you to meet your customized requirements and exact specifications for all of your applications.

A B EXCITATION SYSTEM

- Sustained application overload conditions
- Short circuit current capacity of 300% for ten seconds
- Oversized diode assembly and optional redundancy
- Regulation better than or equal to $\pm 0.25\%$

C ROTOR DESIGN

- Depending on the machine size and speed, the rotor is either stacked laminated high-grade steel shrunk fit onto a shaft or forged solid steel
- Coils use glass coated magnet wire with 100% epoxy impregnation

D BEARING DESIGN

- Rolling bearing (sealed or regreasable) or sleeve bearing design

E ELECTRICAL INSULATION SYSTEM

- Class H (180° C) insulation in all windings and rotor assemblies
- Optional design to pass the NEMA MG1 sealed winding insulation water test
- Designed to provide 200,000 hr operational service life for Class B 120° C temperature rise
- Form-wound coils with glass coated magnet wire and 100% solid epoxy VPI
- Fully wrapped coils with mica insulation have semi-conductive and conductive tape to minimize partial discharge on high voltage machines
- Armored tape is applied at each end-turn
- Robust bracing system installed to protect against coil movement caused by current spikes and higher harmonic frequencies
- Epoxy overspray on windings for additional protection against harsh environments

TESTING

- Extensive testing capabilities per IEEE115 and IEC60034. This includes up to 40 MVA load and five dedicated test bays equipped with digital acquisition systems for electrical, thermal and vibration data collection and analysis. Connection available for remote testing supervision.

SPECIFICATIONS

Power	Up to 50 MW
Voltage	400 V to 15,000 V
Speed	Up to 3000 rpm/50 Hz, 3600 rpm/60 Hz
Standard Power Factor	0.8 lagging to 0.95 leading
Special Power Factor	Upon request
Enclosures	Up to IP56, ODP, TEWAC/CACW, TEAAC/CACA, WPI, WPPI, DIDO
Insulation	Complete Class H epoxy VPI insulation system
Winding	Form Wound
Excitation System	Brushless with PMG
Standards/Compliance	NEMA, IEEE, IEC, API546, CE marking, CENELEC
Certifications Available	All marine agencies, USCG, CSA, UL, IECEX, ATEX
Hazardous Locations	Class 1 Div 2, Zone 2, Zone 1
Quality Assessment	ABS, DNV GL, QAR, QAN, CSA, UL, ISO 9001

katoengineering.com

WORLD-CLASS CUSTOMER SERVICE

Kato Engineering has skilled specialists available to assist customers 24/7, and offers a wide array of aftermarket support services that include:

- Equipment Installation, Commissioning & Start-Up
- Preventative & Scheduled Maintenance
- Troubleshooting & Repairs
- Genuine KATO™ Aftermarket Parts
- Complete Remanufacturing Capabilities

Nidec
All for dreams

KATO ENGINEERING™

2075 Howard Drive West
North Mankato, MN 56003
Phone: 507-625-4011
katoengineering.com